



BULGE BUSTER KIT INSTRUCTIONS

The Lee Bulge Buster Kit restores free function of rimless cases that have low base bulges. Low base bulges usually occur from chambers that do not fully support the cartridge or cases resized in carbide dies from manufacturers other than Lee.

These show a noticeable stop ring near the base. You will most likely find cases with these problems in mixed range brass.

Do not use the Bulge Buster Kit to reload for the 40 S&W Glock or similar guns with chambers that do not fully support the cartridge due to the intrusion of the feed ramp.



WARNING Steel parts in this product may be alloyed with trace amounts of lead and other elements which are known to the State of California to cause reproductive harm and cancer. For more information, go to www.P65Warnings.ca.gov. To prevent exposure, do not alter the product by welding, grinding, etc.



Guarantee


LEE RELOADING PRODUCTS are guaranteed not to wear out or break from normal use for two full years or they will be repaired or replaced at no charge if returned to the factory. Any LEE product of current manufacture, regardless of age or condition, will be reconditioned to new—including a new guarantee—if returned to the factory with payment equal to half the current retail price.



BB1855


SERVICE PARTS

Sleeve	BB1853
Punch	BB1857
Red Sizer Box	BS2800



➡ Install push pin into shell holder slot.

➡ Remove adjusting screw and crimp sleeve from appropriate Lee Factory Crimp die. Install guide sleeve into the Factory crimp body.



➡ Raise the ram with push pin to the top of stroke. Screw the Factory Crimp Die into the press until the push pin enters the Factory Crimp Die—a minimum of 1/4 inch. (This will push the case completely through the carbide insert.)




➡ Install the case catcher over the guide sleeve. If you own a Pro 1000 or Loadmaster the guide sleeve is sized to accept the case feed tubes.

➡ Squeeze the tube when removing from the guide sleeve and you can transfer the filled tube directly to your progressive press.



FACTORY CRIMP DIE SELECTION		
380 Auto		use 90867
357 Sig, 40 S&W, 10mm		use 90862
400 COR-BON, .45 GAP, .45 ACP, .45 Win Mag		use 90864
41 Action Express		use 90416



➡ Now slide a resized or loaded case onto the base of the push pin (case mouth up) and raise the ram to push the case completely through the die. The cases will accumulate in the catch container.

If you are using Lee carbide reloading dies, you likely will need to process cases during the first reloading only. Lee sizing dies have a special contour grind that usually prevents the objectionable base bulge that commonly occur on ordinary carbide dies.

LEE | LEE PRECISION, INC.
4275 Hwy. U · Hartford WI 53027
www.leeprecision.com