


The Canon Way to Professional
and Creative Photography

Canon

35mm SLR CAMERAS



CANON'S SEVEN ACES

It's about time you got an SLR (Single Lens Reflex) that really lets you express yourself. And that means a Canon. With any one of Canon's seven different SLR cameras you can start making photography an exciting and creative experience. From the programmed T50 with automatic film transport all the way up to the superb New F-1 and A-1, Canon's SLR cameras stop guesswork and sloppy exposures to help give you great pictures every time. And with Canon's AL-1 Quick Focus, focusing becomes remarkably accurate. But these cameras aren't made for people who think that all you do is snap the shutter. They are made for people like you, who know what they want from their pictures.

With your eye for composition, color and balance, you need an SLR that puts all of this into each photograph you take. The New F-1, A-1, AE-1 PROGRAM, AE-1,

Canon
NEW **F-1**



Canon **T70**
MULTIPLE PROGRAM AE
DUAL METERING SYSTEM



Canon **T50**
PROGRAMMED AUTOMATION
AUTOMATIC FILM TRANSPORT




AL-1, T70 and T50 have the features that make a great SLR. You get full aperture metering, a split-image/micro-prism focusing screen, a focal plane shutter, and most of all, Canon's guarantee of high quality.

Since you're more than just a rank amateur, you will appreciate the tremendous versatility which comes with Canon's huge assortment of SLR lenses and accessories. Interchangeable lenses, fast shutter speeds, accurate viewing and focusing, all let your imagination run wild. Each Canon SLR becomes a complete camera system that will be responsive to every picture-taking situation.


Whatever your budget and whatever your particular photographic need, there is a Canon SLR for you. They can help you take professional-quality photographs that show who you really are.



Canon
A-1



Canon
AE-1
PROGRAM



Canon
AE-1



Canon
AL-1
QF Quick Focus

THE NEW F-1: PROFESSIONALISM PERSONIFIED



The New F-1 is designed to meet the exacting requirements of the professional photographer. A manual SLR, its functions can be freely expanded for automatic operation by attaching optional accessories. The metering system can also be changed by replacing the focusing screen. And the New F-1 is built tough. It will function well for a minimum 100,000 exposures in the harshest environments. A full range of mechanically governed fast shutter speeds assures continued shooting in case of battery failure.

AE Functions via Accessories

1. Manual Exposure Control

The basic camera gives you total manual control of exposure. TTL metering is performed at full aperture (FD lenses) using a proven match-needle system. Press the shutter button halfway for a reading.

2. Shutter-priority AE

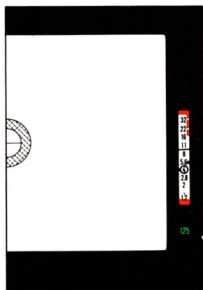
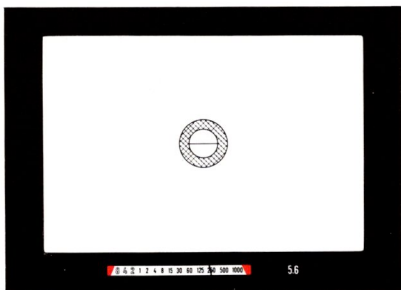
Attach the AE Motor Drive FN or AE Power Winder FN and you not only get rapid motorized film transport but also shutter-priority AE. It's the ideal combination for the sports and action photographer.

3. Aperture-priority AE

For maximum control of depth of field, attach the AE Finder FN. The accessory provides aperture-priority AE and stopped-down AE. The display changes to a shutter speed reading and shifts from the right to directly below the image to remind you of the mode.

4. Multiple AE modes plus manual

The New F-1's unique modular concept gives you the flexibility to build a system that meets your individual requirements exactly. It can be a shutter- or aperture-priority AE SLR with manual override. Or a sophisticated multimode camera for any assignment. Alternatively, if you always like to be in complete command, it can remain a manual operation SLR.



Three Metering Options

Replacing the interchangeable focusing screen also changes the metering sensitivity pattern. Three patterns are available: center-weighted average, selective area and spot metering. The system comprises 13 different types of screen for 32 focusing screen/metering pattern combinations.

System Accessories



The New F-1 is the centerpiece of a superlative professional system. It includes 5 interchangeable viewfinders, several power sources for the 5-frame-per-second AE Motor Drive FN, the Wireless Controller LC-1 for remote control operation, the Data Back FN and Film Chamber FN-100. There are also Canon's superb range of FD lenses, Speedlites for flash photography and close-up, photomacrography and photomicrography equipment.

**THE A-1: MAXIMUM VERSATILITY
WITH FIVE AUTO EXPOSURE MODES
PLUS MANUAL OVERRIDE**



How do you put five automatic exposure modes and many other convenient features into a camera which is still compact and easy to use? Electronics, of course! And into the A-1 went the most advanced electronics technology available in the world today. Just a brief glance will tell you it's not your ordinary lighttight box.

Multifunctional Controls for Multi-Mode Operation

Many of the A-1's controls serve more than one purpose. That way the camera keeps its uncluttered appearance and controls remain good-sized and simple to operate. Almost all of them have safety locks or guards to make sure they stay at the positions you set.

A key control is the AE mode selector. On Tv, the camera is set for controlling the aperture automatically. Flip the selector to Av and the camera is instantly ready to take over the shutter speed. The A-1 is the first camera on the market capable of operating in five auto exposure modes.

AE Mode Selector



**Aperture-priority
shows preset
aperture**

**Shutter-priority
shows preset
speed**

1 Shutter-priority exposure automation with Canon FD lenses. Choose just the shutter speed you need from a range of 30 seconds to 1/1000 second. Then relax while the A-1 instantaneously sets the necessary aperture for perfect exposure automatically.

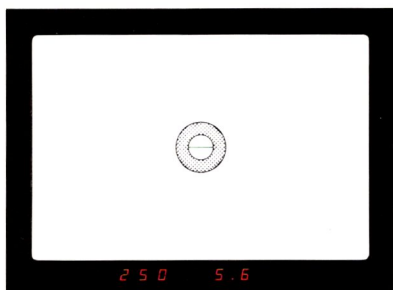
2 Aperture-priority exposure automation with FD lenses. This time you set an aperture with the very same dial you used to set the shutter speed. In a split-second the A-1 will automatically set just the right shutter speed, steplessly.

3 Programmed exposure automation with FD lenses. This is a first in a camera of the A-1's type. With the A-1 set for this mode, it takes complete charge of both shutter speed and aperture, setting them according to a programmed set of combinations. All you have to do is focus and shoot!

4 Stopped-down exposure automation with FD or FL lenses or close-up accessories. No matter what you put on it — FL lens, reflex lens, extension tubes — you can have the A-1 match the correct shutter speed to your aperture automatically.

5 Fully automatic flash photography with FD lenses and dedicated Canon Speedlites. Turn on the flash, focus, wait for the pilot lamp to glow, shoot. The A-1 handles both shutter speed and aperture automatically. And you can do it with any one of eight special Canon Speedlites.


6 Manual exposure. If the A-1's five automatic modes don't cover every possible situation you can think of, simply turn a dial to the shutter speed you want and rotate the lens' aperture ring to your preference.



At least as outstanding and advanced as the A-1's many exposure modes is its viewfinder. What you see there is your subject — bright and clear. Exposure and other helpful information appears when you want it in a unique alphanumeric display below the picture area. The display even changes brightness with the subject so that it's always easy to see.

A-1-Class Accessories

The A-1, of course, ties in with all of the A-series accessories. One of them, the Motor Drive MA, is strictly for the A-1. With two shutter buttons, a highest possible speed of five frames per second, an instant high-speed button and a remote control socket, it really lets the A-1 show its stuff.



**THE T70: 8 EXPOSURE MODES, DUAL METERING,
ALL ON A MICROCHIP**



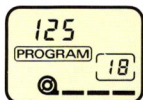
The T70 is the SLR for the computer age. The futuristic LCD data panel and sleek, uncluttered design hint at the incredibly advanced circuitry — controlled by a microcomputer — within. A built-in motor loads, advances and rewinds the film automatically.

Pushbutton Controls

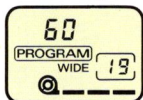


Selection of shooting modes, shutter and film speeds is a convenient pushbutton operation. These and other data such as the film transport status, battery check and frame number are displayed in clear LCD symbols on a panel.

Standard Program



Wide Program

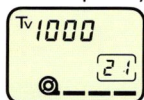


Tele Program

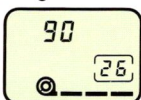


The T70 is programmed for any photographic situation. Standard Program is for shots in normal light. Wide Program chooses smaller apertures for greater depth of field. Tele Program does the opposite; it selects fast shutter speeds to help you freeze action and reduce image blur with long lenses.

Shutter-priority AE

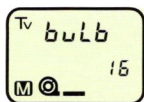
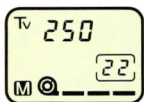


Programmed Flash

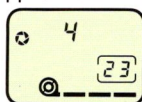


Shutter-priority AE — with a difference. The T70 automatically shifts to a higher or lower speed when the lens coupling range is exceeded. So your pictures no longer come out washed out or too dark. Install the Speedlite 277T on the hot shoe for programmed flash.


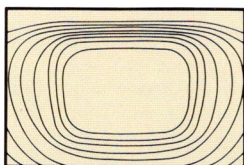
Manual



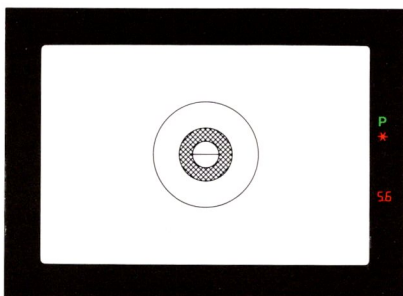
Stopped-down AE



Manual control is also possible. At "bulb", the frame counter provides a count of time exposures up to 2 mins long. Stopped-down AE enables you to use close-up accessories.




The T70 has dual metering. Center-weighted average metering is for uniformly lit scenes. Switch to Selective Area in case of strong backlighting and when using telephoto lenses.



Accessories

The optional Command Back 70 is more than just another data back. It also functions as a control center to take time exposures or regular shots up to 24 hours in advance. Interval shooting, until film end or for a predetermined number of frames, is also possible. The Speedlite 277T allows fully programmed flash photography.



**THE AE-1 PROGRAM: ELECTRONIC AUTOMATION
WITH A PROGRAMMED AE MODE**



With shutter-priority AE to capture the action and a Programmed AE Mode which lets you just focus and shoot, the AE-1 PROGRAM is one of the most versatile SLR's around.


Your Choice of AE Mode



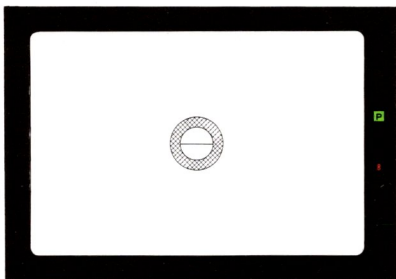
↙ Programmed AE



↘ Shutter-priority AE



The shutter speed selector dial puts AE versatility at your finger tip. For action sequences when you need a fast shutter speed there's shutter-speed priority AE. Turn the dial to the desired speed. For those occasions when you want to devote all your creative energy and concentration to picture composition you have Programmed AE. Just turn the shutter speed selector dial to "PROGRAM" and the camera will set both the proper shutter speed and the aperture. With both modes, the lens must be set on "A." And if you want to set the shutter speed and the aperture yourself, you can do so in the manual mode.



Canon has incorporated some of the latest in electronics and optical technology to give you a clearer, brighter viewfinder. Exposure information is invisible until you need it, at which time you press the shutter release button halfway or the Exposure Preview Switch. Then all necessary data will appear in red LED's on the right-hand side — well out of the way of the field of view. And yet another professional feature: the focusing screens are interchangeable. Eight different screens are available including the standard screen incorporating the New Split/Microprism rangefinder. A special tool is provided with each screen to facilitate their installation.

Convenient AE Lock Switch

To solve the problem of back lighting and other unusual lighting situations, the AE-1 PROGRAM has an AE Lock Switch. Take a close-up reading of your subject and depress the shutter button halfway. Check the f/stop in the viewfinder and press in the AE Lock Switch. Compose your picture and press the shutter button all the way to take the picture.



Accessories

Rapid-fire shooting is at your command with the Power Winder A2. Compact and lightweight, it is easily attached to the base of the camera and advances the film at a brisk 2 frames a second. There's a handy switch for continuous/single-frame shooting. Originally designed to complement the Canon A-1, the Motor Drive MA can be attached to the AE-1 PROGRAM as well where it enhances the camera's versatility. The Speedlite 188A makes flash photography easier than ever. All the flash exposure information is conveniently displayed in the viewfinder. And after shutter release, a special signal flashes on and off for two seconds to confirm proper exposure. Thus, you never have to miss any of the action to check the flash.




**THE AE-1: FIRST TOTALLY ELECTRONIC,
SHUTTER-PRIORITY AUTOMATED SLR**

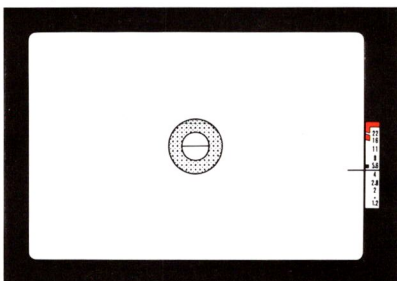


The first camera of its type to have totally electronic control, our AE-1 brought the camera into the late twentieth century with a bang. It quickly became the best-selling camera of its type of all time. Over four million AE-1s have been sold to date.

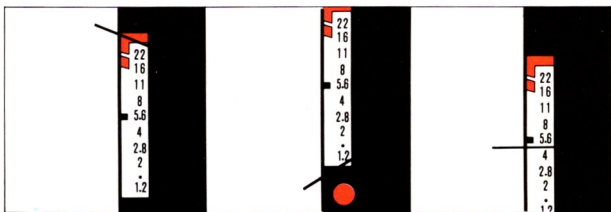
Set a Shutter Speed → Focus → Shoot



It just so happens that some of the AE-1's best features are almost impossible to imitate. Its shutter-priority exposure automation is a good example. It's one of only very few cameras on the market that can take complete charge of the aperture while you control the shutter speed. With the turn of a dial, you can freeze your subject's motion or blur it on purpose for dynamic effect. With direct control over shutter speed you can quickly and easily cancel out any possibility of picture blur from camera movement. In other words, with the AE-1, it is easy to prevent many of the most often cited picture faults while maintaining



complete control over key pictorial elements. That's a tall order that the AE-1 can fill only because our FD lenses were prepared for it a decade ago. That puts them a decade ahead of most other lenses.



Inside the viewfinder you will find all of the information you need for exposing the picture correctly. There's even an LED that warns you if the lens is off "A" — which is where you can conveniently keep it as long as you want automatic exposure. When you don't, taking complete control over the aperture as well as the shutter speed is a simple matter of pressing a button and turning the lens' aperture ring off "A".

Some of the Features that Make it Great



Slight pressure on the shutter button turns the meter on. That's a great energy-saver. An exposure preview switch is provided for taking a longer meter reading. Another switch helps to make sure your subject is well-exposed even when there is bright light behind it.



The AE-1's self-timer delays shutter release to give you enough time to get in the picture. An easily visible, red LED blinks during its entire ten-second operation.



Thanks to the stop-down slide, the AE-1 will meter the exposure even with FL lenses and close-up accessories.



A great asset when photographing sports, parades, children and animals, the Power Winder A takes over the laborious task of winding the film on and does it faster—at about 2 frames per second. Depress the shutter button for continuous shooting at any shutter speed from 1/60 to 1/1000 sec. This lets you shift from rapid sequence to short bursts; individual frames are possible with any shutter speed (except B position). The computerized electronic Speedlite 155A adjusts the shutter speed to 1/60 sec. and automatically sets the aperture which you have selected on the 155A for splendid flash pictures.

THE T50: SLR PHOTOGRAPHY MADE AUTOMATICALLY SIMPLE





As simple to use as any of our rangefinder models, the T50 is nonetheless a single lens reflex camera. And that means you can use it with any interchangeable lens in the FD line as well as many Canon accessories. Film loading and advance are automatic. Exposure is fully programmed for great results in daylight and with flash.

Automated Film Transport



A motor built into the grip takes over the tricky job of loading film. Draw the film across to the orange mark and close the back. Press the shutter button and the film rapidly advances to the first frame position. After each shot it winds on automatically. Continuous shooting at 1.4 f.p.s. is also possible. At film end, a beep sounds and the motor switches off.





The action-oriented program mode chooses faster shutter speeds than other cameras. This reduces the risk of blurred pictures in poor light or with low lenses. Taking pictures in daylight or with the 244T Speedlite is simple. Set the selector dial to PROGRAM and the lens on "A". The T50 handles exposure, leaving you the creative tasks of composition and judging the right moment to release the shutter.



The molded action grip provides a comfortable, secure hold for consistently sharp results. The pentaprism is positioned off-center for more finger room. Shutter release is soft and smooth thanks to the electromagnetic mechanism and oversized shutter button with finger rest.

Accessories

T50 photography is even more enjoyable and rewarding with accessories. Indispensable for the serious wildlife photographer are the Wireless Controller LC-1 for remote camera operation and the Interval Timer TM-1 Quartz. Both accessories require an adapter cord, the Remote Switch Adapter T3. Canon Speedlites include the programmed 244T.



THE AL-1: AN EYE FOR A SHARP PICTURE




Don't get us wrong. Any Canon SLR will take superbly sharp pictures, provided you focus properly. The AL-1, however, is specially designed to do away with even that element of uncertainty. It's the first camera to employ Canon's new Quick Focus System.

Arrows Point the Way


Focus beyond the subject



Focus in front of the subject





In focus



Gently press the shutter button and one of three indicators will appear, bright and clear, below the image. If you are focused beyond the subject, a small red arrow pointing right will light. Turn the lens' focusing ring to the right. Similarly, a left-pointing arrow indicates that you are focusing too close and that you must turn the ring to the left. A bright green spot lights when the subject is in sharp focus. Press the shutter button fully to take the picture. It takes just seconds to focus and because the Quick Focus is a TTL system, it works with any of Canon's over 50 FD interchangeable lenses. The QF System incorporates several optical and electronic innovations. Light from the lens passes through the patterned main mirror to a sub-mirror behind. It then travels to a bank of 3 CCD line sensors via a triple beam splitter. Image contrast data obtained from the sensors are computed by a microcomputer which then sends instructions to the finder's LED focusing indicators.

Aperture-Priority AE + Manual



The AL-1 is an aperture-priority AE camera, which means that you set the aperture and the camera decides the correct shutter speed. With this mode, the selector dial must be set to A. Manual exposure control is also possible by releasing the safety lock and turning the selector dial to one of 8 speeds. Other features include a convenient backlight control switch, 10-sec self-timer and a well-contoured action grip.

Accessories

The AL-1's versatility is enhanced by a full range of accessories. All Canon Speedlites are usable with the AL-1, from the pocket-size 011A to the powerful grip-type 577G and Macrolite ML-1 for close-up work (the 244T is an exception). An excellent choice is the 166A. It automatically sets the 1/60 sec. sync. speed and offers two auto apertures (f/2.8 and f/5.6 at ISO/ASA 100) plus a manual setting. Rapid 2fps automatic film advance is provided by the compact Power Winder A2.






Canon FD LENSES

The most important part of your photographic system is the lens. Preserved in your images, your special vision is reflected in the lenses you choose to complement your system. Depending on the lens used, depth of field, perspective, and subject magnification can be varied and enhanced. And whatever your needs might be, there is a Canon lens available to provide excellent results. From circular fisheye to super telephoto, each lens demonstrates Canon's unsurpassed optical achievements.

The shorter the focal length, the greater the angle of view obtained. In general, depth of field (the range of sharp focus) is also greater. Thus a super wide angle such as the FD 20mm f/2.8 offers extreme coverage and is useful when reproducing subjects of great depth such as landscapes, large interiors, etc. It is frequently used in commercial and industrial photography. An excellent choice of a moderate wide angle is the FD 28mm f/2.8 which provides ample coverage, good depth and natural perspective.

For portraits and sports events, longer focal lengths such as 85mm, 100mm or even 135mm are very effective. With the background thrown out of focus due to shallower depth of field, more emphasis is placed on the subject. Super telephotos






are often used in wildlife and sports photography where great distances must be bridged. To increase flexibility, select a zoom lens. Reasonably priced and easy to handle, the FD 35-70mm f/3.5-4.5 and the FD 70-210mm f/4 are excellent choices.

Renowned for their superb color rendition and sharpness, FD lenses are compact and extremely easy to handle. Without exception, they produce a perfect balance with each SLR in the Canon range. Lens changing is fast and accurate. Just align the red dots, turn and the lens locks securely into position.

An innovative leader, Canon's accomplishments are especially apparent in the special lenses. Designed notably for full aperture use, the aspherical lenses produce flare-free images even at maximum aperture. A problem common in telephoto lenses, chromatic aberration refers to the rainbow sometimes seen around the edges of an image. The unsurpassed fluorite lenses virtually eliminate this problem by incorporating large fluorite crystals. Another innovation, UD (Ultra Low Dispersion) glass, increases image sharpness due to its extremely low refractive and dispersive characteristics. Making a giant step, Canon also introduced the world's first Autofocus Zoom Lens, the FD 35-70mm f/4 AF. With this lens you can literally step into the action.

To record your world, nothing surpasses the quality of Canon FD lenses.



Canon

CLOSE-UP

PHOTOGRAPHY

One of the many advantages in owning a Canon SLR is that it puts the exciting world of close-ups and photomacrography right at your fingertips. This is possible because Canon makes almost every conceivable accessory for this kind of photography and almost all of them can be used interchangeably on the New F-1, A-1, AE-1 PROGRAM, AL-1, AE-1, T70 and T50.

For getting just a wee bit closer, there are close-up lenses that are screwed right on like a filter. The Vari-Extension Tubes can be used with FD lenses individually or in series. The Extension Tubes FD 15-U, FD 25-U and FD 50-U are provided with the various FD signals and can be used with any individual Canon FD lens ranging from 35mm to 200mm except for the FD 85mm f/1.2L (A wide variety of image magnifications is possible.)

For photomacrography, Canon has developed some new accessories, in addition to the many already available.

The most important of these is the Auto Bellows which, with the Double Cable Release, retains the automatic diaphragm function. One of two bellows lenses, the Macrophoto Lens 20mm f/3.5 or 35mm f/2.8, can be added for really high magnifications. Duplicator 35 mounts on the Auto Bellows for reproducing 35mm slides. For producing a 35mm slide from movie film, Duplicator 16 or 8 may be connected to one of the bellows lenses. There's also the Bellows FL which, like the Auto Bellows, retains the auto diaphragm and has a built-in focusing rail. It takes the Slide Duplicator for reproducing 35mm slides. Other accessories include the Copy Stand 4 or 5 for easy copying, Macro Stage to hold a subject in place, Macro Auto Ring to maintain automatic coupling when using accessories not so equipped and Focusing Rail for adjusting the camera position when using a copy stand.



Canon Automatic FLASH

Maintaining ease of operation and flexibility, Canon has an answer to all your needs with a choice of eight Speedlites and the Macrolite ML-1 for close-up photography.

Each Speedlite automatically sets the shutter sync speed and measures light reflected back from the subject to save unneeded energy.

Using a quick-release bracket design, the 577G and 533G each feature a separate sensor which seats in the camera's accessory shoe and a flash head which tilts upward to 120° and swings left or right up to 120°. Flash coverage is possible down to a 20mm lens using an appropriate wide-angle adapter. The most powerful Speedlite, the 577G has a guide number of 48 (ISO/ASA 100-m).

Like the 577G and 533G, the 199A features a choice of three apertures. Used with its wide adapter, coverage is possible with a 24mm lenses; without, to 35mm. Other capabilities include bounce flash (up to 90°) and a shooting range of 0.5-10.6m (1.6-35ft.)



The 188A, 166A, and 155A each have two apertures, f/2.8 and f/5.6 (differ with ISO/ASA). Minimum usable focal length for each is 35mm; add the wide adapter to the 188A for coverage to 28mm. The 188A provides more power output than the 155A.

The Speedlite 011A has a single auto aperture setting of f/4 for use with ISO/ASA 100 or 400 and is slim enough to fit in your pocket. Two Speedlites, the 244T for exclusive use with the T50 and 277T, for the T70 give programmed flash.

Complementing a comprehensive close-up system is the Macrolite ML-1 with dual flash heads. Compatible lenses are the FD 80-200mm f/4, FD 50mm f/3.5 Macro, FD 100mm f/4 Macro and FD 200mm f/4 Macro with automatic exposure by selecting one of three aperture settings.





TECHNICAL DATA	 
Shutter	Titanium. Electromechanical hybrid control. 8 secs. - 1/2000 sec. + B.
Viewfinder	Interchangeable pentaprism.
Viewfinder Information	Split-image/micropism range-finder; over- and underexposure warning marks, meter needle, shutter speed and aperture display.
Metering System	Through-the-lens. Center-weighted, selective, or spot metering by silicon photocell.
Aperture Control	Automatic or manual
Metering Procedure	Full-aperture (FD lens) and stopped-down (FL lens) metering.
Exposure Automation	Shutter-priority, aperture-priority, stopped-down, AE flash by attaching accessories. (Manual exposure possible)
Power Source	One 6V silver oxide, alkaline-manganese, or lithium battery.
Focusing Aids	Split-image/micropism range-finder. (32 types in total)
Interchangeable Lenses	FD + FL
Film Speed Range	ISO/ASA6-ISO/ASA6400
X Flash Synchronization	1/90 sec.
Accessory Shoe	Contact for conventional electronic flash units + special contacts for dedicated speed-lites.
Automatic Flash Photography	Fully automatic with dedicated Canon Speedlites.
Film Loading	Via multi-slot take-up spool.
Self-timer	Built-in (electronic "beep-beep" sound)
Multiple Exposures	With lever.
Body Dimensions	146.7 x 48.3 x 96.6mm (5-11/16" x 1-15/16" x 3-13/16")
Weight (body)	795g (28-3/8 ozs.)

Canon
A-1

Canon **T70**
MULTIPLE PROGRAM AE
DUAL METERING SYSTEM

Cloth. Electronically-controlled. 30 sec. - 1/1000 sec. + B.	Vertical travel focal-plane EMAS shutter.
Built-in pentaprism.	Built-in pentaprism.
Split-image/microprism rangefinder; alphanumeric LED display of shutter speed, aperture, flash signal, "B" signal, exposure warnings, meter coupling range warnings, manual diaphragm control, operational error.	New Split-image/microprism rangefinder; LED display with programmed AE indicator, exposure warning, flash charge-completion, manual diaphragm control, and aperture display.
Through-the-lens. Center-weighted average metering by silicon photocell.	Through-the-lens. Center-weighted average and selective metering by silicon photocell.
Automatic (switchable)	Automatic (switchable)
Full-aperture (FD lens) and stopped-down (FL lens) metering.	Full-aperture (FD lens) and stopped-down (FL lens) metering.
Shutter-priority, aperture-priority, programmed, stopped-down, AE flash. (Manual exposure possible)	Shutter-priority, Multiprogram AE (3 types), stopped-down, AE flash. (Manual exposure possible)
One 6V silver oxide, alkaline-manganese, or lithium battery.	Two AA size (1.5V) alkaline batteries.
Split-image/microprism rangefinder.	New Split-image/microprism rangefinder.
FD + FL	FD + FL
ISO/ASA6-ISO/ASA12800	ISO/ASA12-ISO/ASA1600
1/60 sec.	1/90 sec.
Contact for conventional electronic flash units + special contacts for dedicated Speedlites.	Contact for conventional electronic flash units + special contacts for dedicated Speedlites.
Fully automatic with dedicated Canon Speedlites.	Fully automatic with dedicated Canon Speedlites.
Via multi-slot take-up spool.	Automatic
Built-in, two-speed (electronic)	Built-in (electronic "beep-beep" sound)
With lever.	—
141 x 91.5 x 47.5mm (5-9/16" x 3-5/8" x 1-7/8")	151 x 89.2 x 48.4mm (5-15/16" x 3-1/2" x 1-7/8")
640g (22-9/16 ozs.)	530g (18-11/16 ozs.)



Cloth. Electronically-controlled. 2 sec. - 1/1000 sec. + B.	Cloth. Electronically-controlled. 2 sec. - 1/1000 sec. + B.
Built-in pentaprism.	Built-in pentaprism.
New Split-microprism range-finder; LED display with programmed AE indicator, manual diaphragm control aperture display, exposure warnings, stopped-down metering index, flash charge-completion display and AE flash confirmation signal with Speedlite 188A.	Split-image/microprism range-finder, aperture scale w/meter needle, battery check/stopped-down metering index, overexposure warning zones, manual diaphragm control signal, blinking LED for underexposure.
Through-the-lens. Center-weighted average metering by silicon photocell.	Through-the-lens. Center-weighted average metering by silicon photocell.
Automatic (switchable)	Automatic (switchable)
Full-aperture (FD lens) and stopped-down (FL lens) metering.	Full-aperture (FD lens) and stopped-down (FL lens) metering.
Programmed, shutter-priority, AE flash. (Manual exposure possible)	Shutter-priority, AE flash. (Manual exposure possible)
One 6V silver oxide, alkaline-manganese, or lithium battery.	One 6V silver oxide, alkaline-manganese, or lithium battery.
New Split/microprism range-finder + 7 optional screens.	Split-image/microprism range-finder.
FD + FL	FD + FL
ISO/ASA12-ISO/ASA3200	ISO/ASA25-ISO/ASA3200
1/60 sec.	1/60 sec.
Contact for conventional electronic flash units + special contacts for dedicated Speedlites.	Contact for conventional electronic flash units + special contacts for dedicated Speedlites.
Fully automatic with dedicated Canon Speedlites.	Fully automatic with dedicated Canon Speedlites.
Via multi-slot take-up spool.	Via multi-slot take-up spool.
Built-in (electronic "beep-beep" sound)	Built-in (electronic)
—	—
141 x 88 x 47.5mm (5-9/16" x 3-7/16" x 1-7/8")	141 x 87 x 47.5mm (5-9/16" x 3-7/16" x 1-7/8")
565g (19-15/16 ozs.)	590g (20-13/16 ozs.)

Canon T50
PROGRAMMED AUTOMATION
 AUTOMATIC FILM TRANSPORT

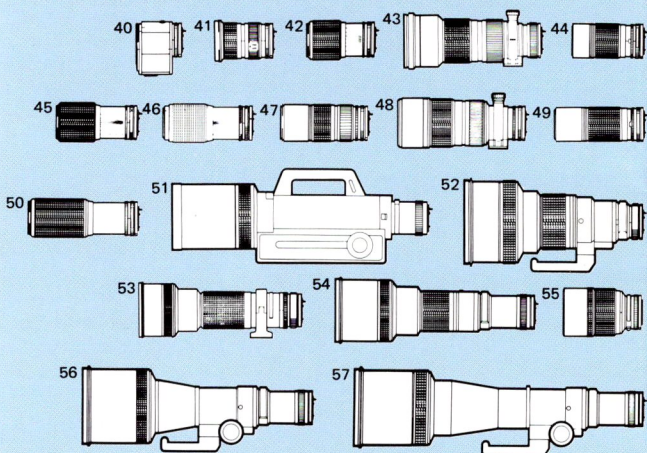
Canon
AL-1
QF Quick Focus

Vertical travel focal-plane EMAS shutter.	Cloth. Electronically-controlled, steplessly, from 2 sec. to 1/1000 sec. + B.
Built-in pentaprism.	Built-in pentaprism.
New Split/microprism range-finder; LED display with programmed AE indicator, exposure warning, flash charge-completion display.	Overall matte with focus frame, LED focusing indicators, shutter speed scale with meter needle, over and underexposure warning marks, battery check/camera shake warning index.
Through-the-lens. Center-weighted average metering by silicon photocell.	Through-the-lens. Center-weighted average metering by silicon photocell.
Automatic	Preset.
Full-aperture (FD lens) metering.	Full-aperture (FD lens) and stopped-down (FL lens) metering.
Programmed AE. (Manual exposure impossible)	Aperture-priority. Manual exposure possible.
Two AA size (1.5V) alkaline batteries.	Two AAA size (1.5V) alkaline batteries.
New Split/microprism range-finder.	Focus frame and LED focusing indicators.
FD only	FD + FL
ISO/ASA25-ISO/ASA1600	ISO/ASA25-ISO/ASA1600
1/60 sec.	1/60 sec.
Contact for conventional electronic flash units + special contacts for dedicated Speedlites.	Contact for conventional electronic flash units + special contact for dedicated Speedlites.
Fully automatic with dedicated Canon Speedlites.	Automatic flash photography with dedicated Canon Speedlites. Aperture must be set manually.
Automatic	Via multi-slot take-up spool.
Built-in (electronic "beep-beep" sound)	Built-in (electronic)
—	—
150.2 x 87 x 48.4mm (5-15/16" x 3-7/16" x 1-15/16")	142.1 x 86.5 x 47.6mm (5-9/16" x 3-3/8" x 1-7/8")
490g (17-5/16 ozs.)	490g (17-5/16 ozs.)

Subject to change without notice.


Canon SLR Camera System

1



1. Lenses

1. Fish-eye 7.5mm f/5.6
2. Fish-eye FD 15mm f/2.8
3. FD 14mm f/2.8 L
4. FD 17mm f/4
5. FD 20mm f/2.8
6. FD 24mm f/1.4 L
7. FD 24mm f/2
8. FD 24mm f/2.8
9. FD 28mm f/2
10. FD 28mm f/2.8
11. FD 35mm f/2
12. FD 35mm f/2.8
13. TS 35mm f/2.8
14. FD 50mm f/1.2 L
15. FD 50mm f/1.2
16. FD 50mm f/1.4
17. FD 50mm f/1.8
18. Macro FD 50mm f/3.5
w/Extension Tube FD 25-U
19. FD 85mm f/1.2 L
20. FD 85mm f/1.8
21. Softfocus FD 85mm f/2.8
22. FD 100mm f/2
23. FD 100mm f/2.8
24. Macro FD 100mm f/4
w/Extension Tube FD 50-U
25. FD 135mm f/2
26. FD 135mm f/2.8



- 27. FD 135mm f/3.5
- 28. FD 200mm f/2.8
- 29. FD 200mm f/4
- 30. Macro FD 200mm f/4
- 31. FD 300mm f/2.8 L
- 32. FD 300mm f/4 L
- 33. FD 300mm f/4
- 34. FD 300mm f/5.6
- 35. FD 20-35mm f/3.5 L
- 36. FD 28-55mm f/3.5-4.5
- 37. FD 28-85mm f/4
- 38. FD 35-70mm f/2.8-3.5
- 39. FD 35-70mm f/3.5-4.5
- 40. FD 35-70mm f/4 AF
- 41. FD 35-105mm f/3.5
- 42. FD 50-135mm f/3.5
- 43. FD 50-300mm f/4.5 L
- 44. FD 70-150mm f/4.5
- 45. FD 70-210mm f/4
- 46. FD 75-200mm f/4.5
- 47. FD 80-200mm f/4
- 48. FD 85-300mm f/4.5
- 49. FD 100-200mm f/5.6
- 50. FD 100-300mm f/5.6
- 51. FD 150-600mm f/5.6 L
- 52. FD 400mm f/2.8 L
- 53. FD 400mm f/4.5
- 54. FD 500mm f/4.5 L
- 55. Reflex 500mm f/8

- 56. FD 600mm f/4.5
- 57. FD 800mm f/5.6 L
- 58. Extender FD 2x-A
- 59. Extender FD 2x-B
- 60. Extender FD 14x-A

2. Viewfinder System

1. Waist-Level Finder FN-6x ●
2. Waist-Level Finder FN ●
3. Eye-Level Finder FN ●
4. AE Finder FN ●
5. Speed Finder FN ●
6. Focusing Screens FN ●
7. Eyecup R ●
8. Rubber Eyepiece Ring ●
9. Dioptic Adjustment Lenses R ●
10. Magnifier R ●
11. Angle Finder A2 ●●●●●●●●
12. Angle Finder B ●●●●●●●●
13. Eyecup T ●
14. Eyecup 4S ●●●●●●●●
15. Magnifier S ●●●●●●●●
16. Dioptic Adjustment Lenses S ●●●●●●●●
17. Focusing Screens ●●

3. Flash Photography

1. Speedlite 244T ●
2. Speedlite 011A ●●●●●●●●
3. Speedlite 155A ●●●●●●●●
4. Speedlite 166A ●●●●●●●●
5. Speedlite 188A ●●●●●●●●
6. Speedlite 199A ●●●●●●●●
7. Speedlite 277T ●●●●●●●●
8. Macrolite ML-1 ●●●●●●●●
9. Sensor Unit G100 ●●●●●●●●
10. Sensor Unit G20 ●●●●●●●●
11. Speedlite 533G ●●●●●●●●
12. Speedlite 577G ●●●●●●●●
13. Transistor Pack G ●●●●●●●●

4. Close-up, Photomacrography and Photomicrography

1. Close-up Lenses 450, 240
2. FD 50mm f/1.4
3. Extension Tubes
FD 15-U, 25-U, 50-U
4. Extension Tube M set
5. Macro Auto Ring
6. Macro FD 50mm f/3.5
7. Vari-Extension Tube M15-25
8. Vari-Extension Tube M30-55
9. Macrophoto Adapter MA-52
10. Macro Hood
11. Duplicator G
12. Duplicator 8
13. Macrophoto Lens 20mm f/3.5
14. Duplicator 16
15. Macrophoto Lens 35mm f/2.8
16. Macrophoto Lens Adapter
17. Roll Film Stage
18. Duplicator 35
19. Attachment Ring
20. Macro Stage
21. Bellows FL
22. Auto Bellows
23. Double Cable Release
24. Release 30, 50
25. Camera Holder F4
26. Focusing Rail
27. Copy Stand 5
28. Copy Stand 4
29. Lens Mount Converter A
30. Microphoto Hood
31. Photomicro Unit F
32. Extension Tube M5
33. F Ring 52mm
34. Handy Stand F

5. Motorized Film Drive and Unmanned Photography

1. Film Chamber FN-100 ●
2. Film Magazine FN-100 ●
3. Film Loader 250 ●
4. AE Motor Drive FN ●
5. Battery Pack FN ●
6. Battery Magazine FN ●
7. High Power Ni-Cd Pack FN ●
8. Battery Cord C-FN ●
9. Ni-Cd Charger MA/FN ●●●●
10. Ni-Cd Pack FN ●
11. AE Power Winder FN ●
12. Extension Cord E1000 ●●●●●●●●
13. Interval Timer TM-1 Quartz ●●●●●●●●
14. Remote Switch 3 ●●●●●●●●
15. Remote Switch 60 ●●●●●●●●
16. Wireless Controller LC-1 ●●●●●●●●
17. Time Lapse Programmers ●●●●●●●●
18. Motor Drive MA ●●
19. Ni-Cd Pack MA ●●
20. Battery Pack MA ●●
21. Battery Magazine MA ●●●●
22. Power Winder A ●●●●●●●●
23. Power Winder A2 ●●●●●●●●
24. External Battery Pack A ●●●●
25. Extension Cord 1000 T3 ●●●●
26. Remote Switch 60 T3 ●●●●
27. Remote Switch Adapter T3 ●●●●
28. Cable Release Adapter T3 ●●●●
29. AC/DC Converter AD-10 ●

6. Data Recording

1. Data Back FN ●
2. Data Back A ●●●●
3. Command Back 70 ●●

7. Underwater Photography

1. Marine Capsule A ●●●●

8. Cases

1. Semi-hard Case F-1 S ●
2. Semi-hard Case F-1 AE-S ●●
3. Semi-hard Case L ●●●●
4. Semi-hard Case HA-2 ●●●●
5. Semi-hard Case S ●●●●
6. Action Case A ●●●●
7. Semi-hard Case for T 50 ●
8. Semi-hard Case for T 70 ●
9. Lens Snap Case
10. Lens Hard Case
11. Neckstrap ●●●●●●●●

NOTES:

- New F-1 ●
A-1 ●
T70 ●
AE-1 PROGRAM ●
AE-1 ●
T50 ●
AL-1 ●

* Non-FD and close-up system accessories without AE signal pins cannot be used with the T50.

Type	Lens	Angle of View	Construction	Minimum Aperture	Closest Focusing Distance		Filter Size (mm)	Magnification at Closest Focusing Distance	Hood	Length		Weight		Case
					(m)	(ft.)				(mm)	(in.)	(g)	(lbs.)	
Fish-eye	Fish-eye 7.5mm f/5.6	180°	8-11	22	—	—	Built-in	—	—	62	2-7/16	13	13	Hard-case LS-B11
	Fish-eye FD 15mm f/2.8	180°	9-10	22	0.2	0.7	Built-in	0.14	Built-in	60.5	2-3/8	460	1	Hard-case LS-B11
	FD 14mm f/2.8 L	114°	10-14	22	0.25	0.9	Built-in Filter Holder	0.1	Built-in	83.5	3-5/16	500	1	Hard-case LS-B11
	FD 17mm f/4	104°	9-11	22	0.25	0.9	72	0.1	BW-72	56	2-3/16	360	13	Hard-case LS-B11
Super Wide-Angle	FD 20mm f/2.8	94°	9-10	22	0.25	0.9	72	0.13	BW-72	58	2-5/16	305	11	Hard-case LS-B11
	FD 24mm f/1.4 L	84°	8-10	16	0.3	1	72	0.12	BW-72	68	2-11/16	430	15	Hard-case LS-B11
	FD 24mm f/2	84°	9-11	22	0.3	1	52	0.11	BW-52C	50.6	2	285	10	Hard-case LS-A9
	FD 24mm f/2.8	84°	9-10	22	0.3	1	52	0.11	BW-52C	43	1-11/16	240	8	Hard-case LS-A9
Wide-Angle	FD 28mm f/2	75°	9-10	22	0.3	1	52	0.13	BW-52B	47.2	1-7/8	265	9	Hard-case LS-A9
	FD 28mm f/2.8	75°	7-7	22	0.3	1	52	0.13	BW-52B	40	1-9/16	170	6	Hard-case LS-A9
	FD 35mm f/2	63°	8-10	22	0.3	1	52	0.17	BW-52A	46	1-13/16	245	9	Hard-case LS-A9
	FD 35mm f/2.8	63°	5-6	22	0.35	1.25	52	0.13	BW-52A	40	1-9/16	165	6	Hard-case LS-A9
Standard	FD 50mm f/1.2 L	46°	6-8	16	0.5	1.75	52	0.13	BS-52	50.5	2	380	13	Hard-case LS-A9
	FD 50mm f/1.2	46°	6-7	16	0.5	1.75	52	0.13	BS-52	45.6	1-13/16	315	11	Hard-case LS-A9
	FD 50mm f/1.4	46°	6-7	22	0.45	1.5	52	0.15	BS-52	41	1-5/8	235	8	Hard-case LS-A9
	FD 50mm f/1.8	46°	4-6	22	0.6	2	52	0.11	BS-52	35	1-3/8	170	6	Hard-case LS-A9
Telephoto	FD 85mm f/1.2 L	28°30'	6-8	16	0.9	3	72	0.12	BT-72	71	2-13/16	680	1	Hard-case LS-B11
	FD 85mm f/1.8	28°30'	4-6	22	0.85	3	52	0.12	BT-52	53.5	2-1/8	345	12	Hard-case LS-B11
	FD 100mm f/2	24°	4-6	32	1	3.5	52	0.12	BT-52	70	2-3/4	445	1	Hard-case LS-B11
	FD 100mm f/2.8	24°	5-5	32	1	3.5	52	0.12	BT-52	53.4	2-1/8	270	9	Hard-case LS-B11
Super Telephoto	FD 135mm f/2	18°	5-6	32	1.3	4.5	72	0.13	Built-in	90.4	3-9/16	660	1	Hard-case LS-B11
	FD 135mm f/2.8	18°	5-6	32	1.3	4.5	52	0.13	Built-in	78	3-1/16	395	14	Hard-case LS-B11
	FD 135mm f/3.5	18°	4-4	32	1.3	4.5	52	0.13	Built-in	85	3-3/8	325	11	Hard-case LS-B13
	FD 200mm f/2.8	12°	6-7	32	1.5	5	72	0.16	Built-in	134.2	5-5/16	735	1	Hard-case LS-B21
Super Telephoto	FD 200mm f/4	12°	6-7	32	1.5	5	52	0.15	Built-in	121.5	4-13/16	440	15	Hard-case LS-A18
	FD 300mm f/2.8 L	8°15'	7-9	32	3	10	48 (drop-in type)	0.11	Built-in	245	9-5/8	2,345	5	Exclusive
	FD 300mm f/4 L	8°15'	7-7	32	3	10	34 (drop-in type)	0.11	Built-in	207	8-1/8	1,070	2	Hard-case LS-A24
	FD 300mm f/4	8°15'	5-6	32	3	10	34 (drop-in type)	0.11	Built-in	204	8-1/16	945	2	Hard-case LS-A24
Zoom	FD 400mm f/2.8 L	6°10'	8-10	32	4	15	48 (drop-in type)	0.12	Built-in	348	13-11/16	5,395	11	Exclusive
	FD 400mm f/4.5	6°10'	5-6	32	4	15	34 (drop-in type)	0.11	Built-in	287.5	11-5/16	1,280	2	Exclusive
	FD 500mm f/4.5 L	5°	6-7	32	5	20	48 (drop-in type)	0.14	Built-in	395	15-9/16	2,610	5	Exclusive
	Reflex 500mm f/8	5°	3-6	8	4	15	34 (drop-in type)	0.14	Built-in	146	5-3/4	710	1	Exclusive
Zoom	FD 600mm f/4.5	4°10'	5-6	32	8	27	48 (drop-in type)	0.08	Built-in	462	18-3/16	3,800	8	Exclusive
	FD 800mm f/5.6 L	3°06'	6-7	32	14	45	48 (drop-in type)	0.06	Built-in	577	22-11/16	4,270	9	Exclusive
	FD 20-35mm f/3.5 L	94°-63°	11-11	22	0.5	1.75	72	0.08-0.08	BW-72	84.2	3-5/16	470	1	Hard-case LS-B13
	FD 28-55mm f/3.5-4.5	75°-43°	10-10	22	0.4	1.4	52	0.08-0.16	BW-58C	60.9	2-3/8	220	8	Hard-case LS-B16
Zoom	FD 28-85mm f/4	75°-28°30'	11-13	22	0.9	3	72	0.04-0.1	BW-72	104.1	4-1/8	485	1	Hard-case LS-B16
	FD 35-70mm f/2.8-3.5	63°-34°	10-10	22	1	3.5	58	0.04-0.07	W-69	120	4-3/4	545	1	Hard-case LS-A18
	FD 35-70mm f/3.5-4.5	63°-34°	8-9	22	0.5	1.75	52	0.08-0.15	BW-58C	60.9	2-3/8	200	7	Hard-case LS-B16
	FD 35-105mm f/3.5	63°-23°20'	13-15	22	1.5	5	72	0.03-0.08	BW-72B	108.4	4-1/4	600	1	Hard-case LS-B16
Zoom	FD 50-135mm f/3.5	48°-18°	12-16	32	1.5	5	58	0.04-0.11	BS-58	125.4	4-15/16	650	1	Hard-case LS-B16
	FD 50-300mm f/4.5 L	46°-8°15'	13-16	32	2.5	8	34 (drop-in type)	0.03-0.14	S-100	250	9-5/8	1,820	4	Exclusive
	FD 70-150mm f/4.5	34°-16°20'	9-12	32	1.5	5	52	0.08-0.13	Built-in	132	5-3/16	530	1	Hard-case LS-A18
	FD 70-210mm f/4	34°-11°45'	9-12	32	1.2	4	58	0.08-0.23	BT-58	151	5-15/16	645	1	Hard-case LS-B21
Autofocus	FD 75-200mm f/4.5	32°11'-12°	8-11	32	1.8	6	52	0.09-0.13	BT-52B	123	4-13/16	510	1	Hard-case LS-B16
	FD 80-200mm f/4	30°-12°	11-15	32	1	3.5	58	0.12-0.29	Built-in	161	6-5/16	765	1	Hard-case LS-B21
	FD 85-300mm f/4.5	28°30'-8°15'	11-15	32	2.5	8	Series IX	0.04-0.15	Built-in	246.8	9-11/16	1,035	3	Exclusive
	FD 100-200mm f/5.6	24°-12°	5-8	32	2.5	8	52	0.05-0.1	Built-in	167	6-9/16	610	1	Hard-case LS-B21
Macro	Macro FD 100mm f/5.6	24°-8°15'	9-14	32	2	7	58	0.06-0.18	BT-58	207	8-1/8	830	1	Hard-case LS-B24
	Macro FD 50mm f/3.5	16°20'-4°10'	15-19	32	3	10	34 (drop-in type)	0.07-0.26	Built-in	468	18-5/16	4,260	9	Exclusive
	Macro FD 100mm f/4	46°	4-6	32	(0.5)	(1.8)	52	0.08-0.15	—	84.5	3-5/16	645	1	Exclusive
	Macro FD 200mm f/4	24°	3-5	32	0.45	1.48	52	0.5	BT-52	95	3-3/4	455	1	Hard-case LS-B13
Soft Focus	Macro FD 50mm f/4	12°	6-9	32	0.58	1.9	58	1	Built-in	182.4	7-3/16	780	1	Hard-case LS-B11
	Softfocus FD 85mm f/2.8	28°30'	4-6	22	0.8	2.75	58	0.13	BT-58	69.6	2-3/4	375	13	Hard-case LS-B11
Tilt and Shift	TS 35mm f/2.8	63° (Shift 79°)	8-9	22	0.3	1	58	0.19	BW-58B	74.5	2-15/16	550	1	Exclusive
	Macrophoto 20mm f/3.5	—	3-4	22	—	—	—	—	—	20	13/16	30	1	Exclusive
Macrophoto	Macrophoto 35mm f/2.8	—	4-6	22	—	—	—	—	—	22.5	7/8	56	2	Exclusive

All FD lenses are coated and their inner surfaces anti-reflection treated for optimum light transmission and color balance and maximum elimination of ghost and flare. The "L" designation of certain lenses indicates that the lens concerned is specially constructed to give extra high performance. This designation replaces the "spherical" and "fluorite" designations used formerly. Extender FD 2x-B is for any FD lens having a focal length less than 300mm, including all FD zoom lenses with a maximum focal length less than 300mm. Extenders FD 2x-A and FD 1.4x-A are for FD lenses which have a focal length of 300mm or longer; Extender 2x-A can be used with FD zoom lenses which have 300mm within their range. Exception: When using an Extender 2x with the FD 300mm f/2.8L, the type B is recommended if using the Canon Macro FD 200mm f/4 lens with a FD extender, it is recommended to use the FD 2x type A. Canon Extension Tubes FD 15-U, FD 25-U and FD 50-U can be used with any Canon FD lens having a focal length from 35mm to 200mm except for the FD 85mm f/1.2 L. The FD 15-U can also be used with FD 28mm lenses. Lens weight and length are for lens alone, they do not include lens cap, hood (optional) or tripod mount (if applicable).

Subject to change without notice.

A SYMBOL IS A PROMISE.

The Official 35mm Camera of the 1984 Olympic Games

Contributor to the U.S. Olympic Team

Photographic Consultant to the National Football League

The Official Camera of United States Auto Club

OFFICIAL CAMERA OF THE NATIONAL HOCKEY LEAGUE

PHOTOGRAPHIC CONSULTANT TO THE NATIONAL BASKETBALL ASSOCIATION

Official Camera of the United States Football League

'84 OPEN OFFICIAL CAMERA OF 1984 U.S. OPEN TENNIS CHAMPIONSHIPS

OFFICIAL CAMERA LONG BEACH GRAND PRIX



CANON INC. 7-1, Nishi-Shinjuku 2-Chome, Shinjuku-ku, Tokyo 160, Japan
 Mailing address: P.O. Box 5050, Dai-ichi Seimei Building, Tokyo 160, Japan

- U.S.A. **CANON U.S.A., INC. HEADQUARTERS**
 One Canon Plaza, Lake Success, N.Y. 11042, U.S.A.
CANON U.S.A., INC. MANHATTAN SERVICE CENTER
 600 Third Avenue, New York, N.Y. 10016, U.S.A.
CANON U.S.A., INC. ATLANTA BRANCH
 6380 Peachtree Industrial Blvd., Norcross, Georgia 30071, U.S.A.
CANON U.S.A., INC. CHICAGO BRANCH
 140 Industrial Drive, Elmhurst, Illinois 60126, U.S.A.
CANON U.S.A., INC. LOS ANGELES BRANCH
 123 Paulirino Avenue East, Costa Mesa, California 92626, U.S.A.
CANON U.S.A., INC. LOS ANGELES SERVICE CENTER
 3321 Wilshire Blvd., Los Angeles, California 90010, U.S.A.
CANON U.S.A., INC. SANTA CLARA BRANCH
 4000 Burton Drive, Santa Clara, California 95050, U.S.A.
CANON U.S.A., INC. DALLAS OFFICE
 2035 Royal Lane, Suite 290, Dallas, Texas 75229, U.S.A.
CANON U.S.A., INC. HONOLULU OFFICE
 Bldg. B-2, 1050 Ala Moana Blvd., Honolulu, Hawaii 96814, U.S.A.
- CANADA **CANON CANADA INC. HEADQUARTERS**
 6390 Dixie Road, Mississauga, Ontario L5T 1P7, Canada
CANON CANADA INC. MONTREAL SERVICE CENTRE
 10652 Côte de Lasse, LaSalle, Quebec H8T 1A5, Canada
CANON CANADA INC. CALGARY OFFICE
 2828, 16th Street, N.E. Calgary, Alberta T2E 7K7, Canada
- EUROPE, AFRICA & MIDDLE EAST **CANON EUROPA N.V.**
 P.O. Box 7907, 1008 AC Amsterdam, The Netherlands
CANON FRANCE-PHOTO CINEMA S.A.
 30, Boulevard Vial-Bouhot, Ile de la Jatte, 92521 Neuilly-sur-Seine, France
CANON UK LTD.
 Units 4 & 5, Brent Trading Centre, North Circular Road, London NW10 0JF, United Kingdom
- CENTRAL & SOUTH AMERICA **CANON LATIN AMERICA, INC. DEPTO. DE VENTAS**
 Apartado 7022, Panamá 5, República de Panamá
CANON LATIN AMERICA, INC. CENTRO DE SERVICIO Y REPARACION
 Apartado 2019, Zona Libre de Colón, República de Panamá
- SOUTHEAST ASIA **CANON HONGKONG TRADING CO., LTD.**
 Golden Bear Industrial Centre, 7/F, 86-82 Chai Wan Kok Street, Tsuen Wan, New Territories, Hong Kong
CANON SINGAPORE PTE. LTD.
 60-B Martin Road, #10-01/08, Singapore Warehouse, Block C, Singapore 0923
- OCEANIA **CANON AUSTRALIA PTY. LTD.**
 Unit 1/2/7, Waterloo Road, North Ryde (Macquarie Park), N.S.W. 2113, Australia
- JAPAN **CANON SALES CO., INC.**
 11-28, Mita, 3-Chome, Minato-ku, Tokyo 108, Japan